

## Reference Indexes of the Mortgage Market

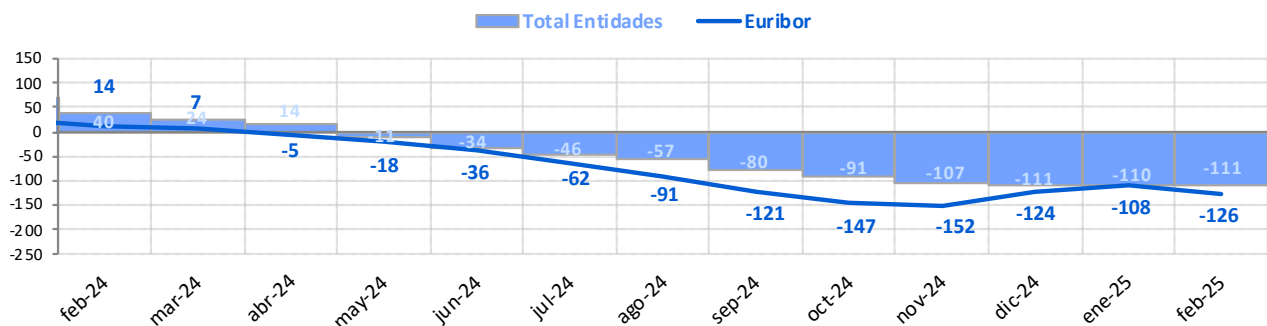
February 2025

	Official reference indexes (%)							Other references (%)	
	Total Institutions	Euro Zone (1)	Euribor 12m	Mibor (2)	€ STR 12m	IRS 5 years (3)	Public Debt from 2 to 6 years	A.H.E.	Covered Bonds
feb-24	3,985	4,100	3,671	3,671	3,563	2,734	3,165	-	4,290
mar-24	3,901	4,010	3,718	3,718	3,674	2,722	3,085	2,000	4,277
abr-24	3,823	4,000	3,703	3,703	3,764	2,827	2,981	-	4,277
may-24	3,861	3,990	3,680	3,680	3,842	2,898	2,943	-	4,340
jun-24	3,710	3,970	3,650	3,650	3,886	2,876	2,977	2,000	4,299
jul-24	3,728	3,960	3,526	3,526	3,911	2,777	3,007	-	4,299
ago-24	3,671	3,930	3,166	3,166	3,913	2,471	2,954	-	3,537
sept-24	3,506	3,870	2,936	2,936	3,899	2,336	2,879	1,750	3,577
oct-24	3,423	3,820	2,691	2,691	3,850	2,304	2,777	-	3,464
nov-24	3,206	3,700	2,506	2,506	3,789	2,251	2,686	-	3,419
dic-24	3,105	3,620	2,436	2,436	3,715	2,136	2,584	1,750	3,286
ene-25	2,960	3,570	2,525	2,525	3,627	2,391	2,543	-	3,270
feb-25	2,872	3,490	2,407	2,407	3,532	2,273	2,517	-	3,270

Inter-monthly variation									
	Total Institutions	Euro Zone (1)	Euribor 12m	Mibor (2)	€ STR 12m	IRS 5 years (3)	Public Debt from 2 to 6 years	A.H.E.	Covered Bonds
sept-24	-0,165	-0,060	-0,230	-0,230	-0,014	-0,135	-0,075	-	0,040
oct-24	-0,083	-0,050	-0,245	-0,245	-0,049	-0,032	-0,102	-	-0,113
nov-24	-0,217	-0,120	-0,185	-0,185	-0,061	-0,053	-0,091	-	-0,045
dic-24	-0,101	-0,080	-0,070	-0,070	-0,074	-0,115	-0,102	-	-0,133
ene-25	-0,145	-0,050	0,089	0,089	-0,088	0,255	-0,041	-	-0,016
feb-25	-0,088	-0,080	-0,118	-0,118	-0,095	-0,118	-0,026	-	0,000

Year-on-year variation									
	Total Institutions	Euro Zone (1)	Euribor 12m	Mibor (2)	€ STR 12m	IRS 5 years (3)	Public Debt from 2 to 6 years	A.H.E.	Covered Bonds
sept-24	-0,799	-0,340	-1,213	-1,213	1,357	-0,976	-0,346	-0,750	-0,485
oct-24	-0,907	-0,420	-1,469	-1,469	1,016	-1,082	-0,531	-	-0,786
nov-24	-1,070	-0,580	-1,516	-1,516	0,739	-0,851	-0,655	-	-0,166
dic-24	-1,114	-0,690	-1,243	-1,243	0,472	-0,453	-0,718	-0,750	-0,350
ene-25	-1,102	-0,670	-1,084	-1,084	0,197	-0,200	-0,673	-	-0,366
feb-25	-1,113	-0,610	-1,264	-1,264	-0,031	-0,461	-0,648	-	-1,020

Chart: year-on-year variation rates (basis points)



NOTE:

(1) Euro area lenders' average 1-to-5-year mortgage rate for the purchase of unsubsidised housing (linked to the previous month).

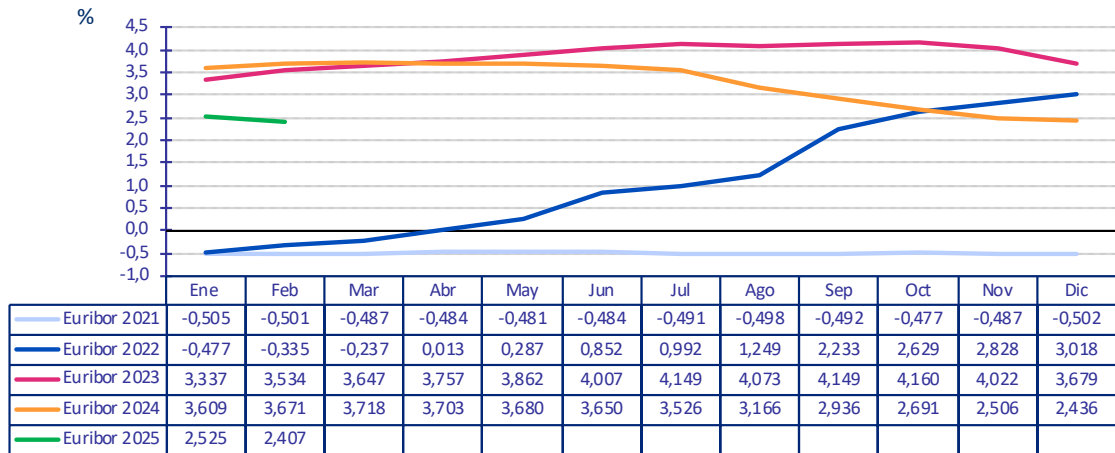
(2) This interest rate ceased to be considered as the official mortgage market reference rate for mortgage loans arranged as from 1 January 2000.

(3) 5 years Interest Rate Swap (IRS). The monthly average is calculated according to the definition established in Circular 5/2012 of 27th of June of the Bank of Spain.

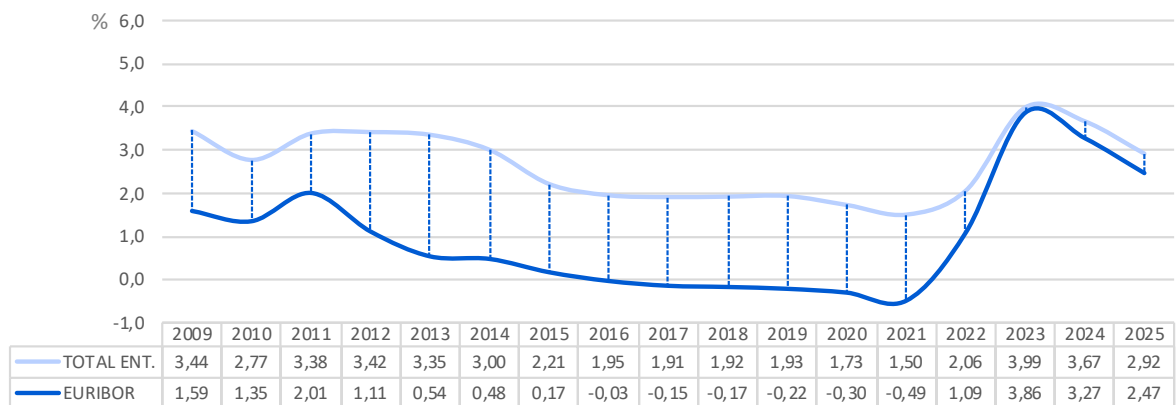
## Reference Indexes of the Mortgage Market

February 2025

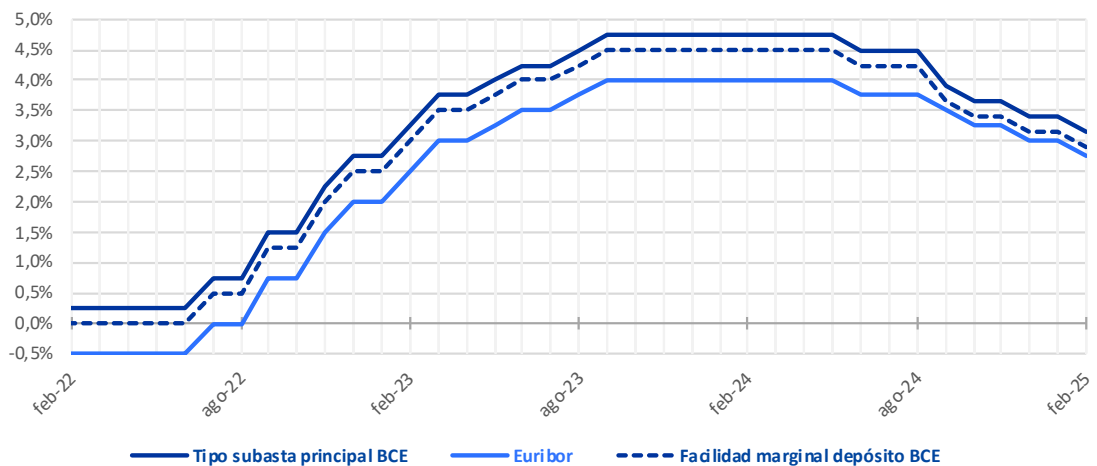
### Euribor 12 monthly average



### Total institutions and Euribor 12 yearly average



### ECB official rate (main refinancing operations ) versus Euribor 12



## Reference Indexes of the Mortgage Market

**February 2025**

1. OFFICIAL mortgage market reference rates:	%
Average rate on mortgage loans for house purchase over 3 years granted by Spanish Monetary and Financial Institutions (MFIs)	2,872
Average rate on mortgage loans for house purchase with a maturity between 1-5 years granted by Euro zone MFIs (1)	3,490
Internal Rate of Return (IRR) on government bonds with a residual maturity of 2-6 years	2,517
<u>Euribor. Plazos</u>	
Interbank 1-week Euríbor	2,663
Interbank 1-month Euríbor	2,606
Interbank 3-month Euríbor	2,525
Interbank 6-month Euríbor	2,460
Interbank 12-month Euríbor	2,407
5 year Interest Rate Swap (IRS)	2,273
<u>Interest Rate based on the Euro short-term rate (€STR) (2)</u>	
1-week €STR	2,666
1-month €STR	2,734
3-month €STR	2,919
6-month €STR	3,166
12-month €STR	3,532
Interbank 12-month MÍBOR (3)	2,407
<b>2. Other reference rates</b>	
• Resolution 20/6/1986 of the DGT and PF	
Most frequent rate of the MFIs members of the board of the Spanish Mortgage Association	-
Rate at issue of Spanish Covered Bonds (Cédulas Hipotecarias)	3,270
Rate at issue of domestic Government Bonds between 3 and 6 years	2,569
• Resolution 5/12/1989 of the DGT and PF	
Government Bonds Nominal Index for half-yearly payments	2,501

(1) This rate matches that prepared and published by the ECB with a lag of one month for the purposes of its use as a mortgage market reference rate. As set out in Annex 8 of the Bank of Spain Circular 5/2012, this index will not be corrected should the ECB subsequently change the rate published.

(2) This benchmark, calculated and published by the ECB, is defined as the value of the average compound interest rate at different maturities (one week, one month, three months, six months and 12 months) on the last TARGET2 business day of the month.

(3) This interest rate ceased to be considered as the official mortgage market reference rate for mortgage loans arranged as from 1 January 2000.