

Housing Price Statistics (Appraisal value)

Source: Ministry of Housing and Urban Agenda

4th quarter 2024

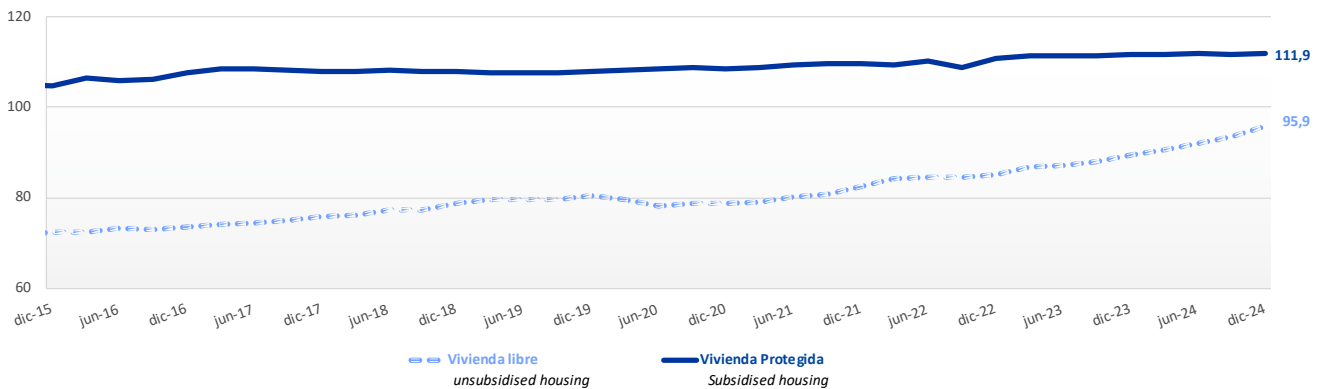
Quarterly summary:

Housing prices continue to rise, marking another quarter of growth. At the national level, the appraisal value has increased by 7.0% year-on-year and by 2.7% quarter-on-quarter. The price reached € 1,972 per square meter in Q4 2024.

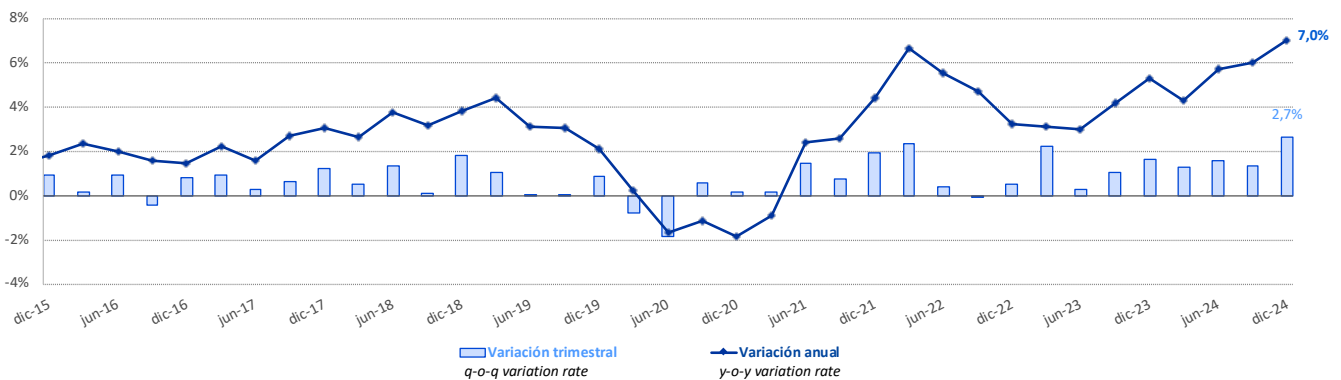
All regions have experienced a positive evolution, with some standing out for exceeding the national average. Notably, the two archipelagos saw significant increases (+12% Balearic Islands and +9% Canary Islands), along with Madrid and Asturias, both with an increase above 9%. Valencia, Aragon, Cantabria and Andalusia also recorded rises of around 8-9%.

The information contained in this report has been collected from the Spanish Ministry of Housing and Urban Agenda. For more information, visit: www.preciosdevivienda.es

Evolution of the Housing Price Index (average 2007= 100)



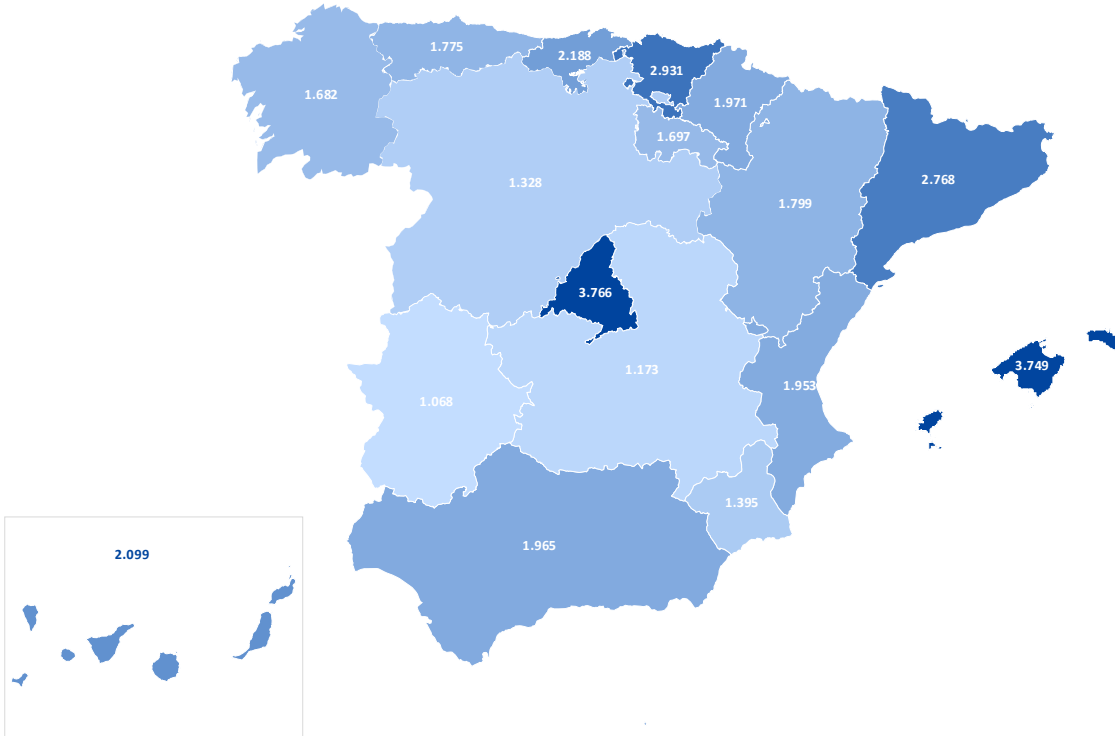
Yearly and quarterly evolution of open-market housing prices



Quarterly evolution of open-market housing prices

Period	Total			New Housing		Existing Housing	
	Price/sqm.	y-o-y variation rate	Index 2015=100	Price/sqm.	y-o-y variation rate	Price/sqm.	y-o-y variation rate
dic.-22	1.749,2	3,3%	118,6	2.082,8	5,3%	1.738,9	3,2%
mar.-23	1.788,4	3,1%	121,2	2.112,1	6,6%	1.778,1	3,0%
jun.-23	1.793,2	3,0%	121,6	2.144,8	5,6%	1.782,6	2,9%
sep.-23	1.812,4	4,2%	122,9	2.164,8	5,5%	1.802,2	4,1%
dic.-23	1.842,3	5,3%	124,9	2.166,9	4,0%	1.833,1	5,4%
mar.-24	1.865,8	4,3%	126,5	2.199,3	4,1%	1.855,8	4,4%
jun.-24	1.895,6	5,7%	128,5	2.217,1	3,4%	1.886,0	5,8%
sep.-24	1.921,0	6,0%	130,2	2.255,3	4,2%	1.911,0	6,0%
dic.-24	1.972,1	7,0%	133,7	2.305,3	6,4%	1.962,3	7,0%

Appraisal value of new housing (€ per square meter)



Appraisal value of second-hand housing (€ per square meter)

